

**NEW**

# **GMB** **AVAILABLE NOW**

**7 OCT. 2019**

## **NEW ITEMS**

### **■ WATER PUMP**

**HINO**

**GWH-06AM**

**GWH-08AM**

**MITSUBISHI**

**GWM-104A**

**GWM-104AH**

**NISSAN**

**GWN-108A**

**HONDA**

**GWHO-68A**



**TOYOTA**

**GWT-159A**





**AVAILABLE NOW  
WATER PUMP**


**HINO**

PART NO.	APPLICATION GUIDE			
<b>GWH-06AM</b> S1610-02662 16100-2660	H06CT	6500	RANGER FG19#/FD16#	(83 - 89) <b>NEW</b> 
<b>GWH-08AM</b> S1610-01161 16100-1161 16100-1160 16100-1080	EB300		KB3442/382/392/394	(72 - 81) <b>NEW</b> 



**MITSUBISHI**

PART NO.	APPLICATION GUIDE			
<b>GWM-104A*</b> ( 1300A097 ) W/HOUSING NO. * Water Pump Only	4N14	2300	DELICA D:5 CV1W	(12.12-14.08) <b>NEW</b> 
<b>GWM-104AH</b> 1300A097	4N14	2300	DELICA D:5 CV1W	(12.12-14.08) <b>NEW</b> 



**NISSAN**

PART NO.	APPLICATION GUIDE			
<b>GWN-108A</b> 21010-Z5604	FD6	UD TRUCK		<b>NEW</b> 

# HONDA

PART NO.	APPLICATION GUIDE			
<b>GWHO-68A</b> 19210-R9G-003	JF1 JF2 JG1 JG2 JH1 JH2	660	N BOX N ONE N WGN	(11.12-) (12.10-) (13.11-) <div style="text-align: right;">    </div>

# TOYOTA

PART NO.	APPLICATION GUIDE			
<b>GWT-159A</b> 16100-B9026 16100-B9027	1KR-DE2	1000	WIGO  Perodua AXIA	(14.-) <div style="text-align: right;">    </div>